

YOKOGAWA ◆

AQ1200 MFT-OTDR

Multi Field Tester OTDR

**All-in-One
handheld optical fiber network test tool**



Powerful test features

- **OTDR**
 - SM 1310/1550nm
 - Short 80cm event dead zone
- **Fault locator**
- **Video fiber inspection**
supports external USB probe
- **Optical loss test (option)**
 - Light source: 1310/1550nm SMF
 - Optical power meter: Standard/High power
 - Multi-core fiber test capability
- **Visual fault locator (option)**
visible light source
- **PING test (option)**

Excellent operations

- **Small (8" by 6", A5 size)
and Lightweight (1 kg)**
- **Easy-to-See, large color LCD**
- **Multi-Language support**
- **AQ7275 OTDR-like interface**
Rotary knob and arrow key
- **USB ports**
for data storage, remote control,
and video fiber inspection probe

QUALITY ■ INNOVATION ■ FORESIGHT


www.tmi.yokogawa.com
Test & Measurement Instruments

Bulletin AQ1200-00EN

Multi Field Tester OTDR

AQ1200 MFT-OTDR

Top view



Specifications

Models	AQ1200A
Wavelength (nm) *1	1310/1550 ± 25nm
Distance range	500m, 1km, 2km, 5km, 10km, 20km, 50km, 100km, 200km
Pulse width	3ns, 10ns, 20ns, 50ns, 100ns, 200ns, 500ns, 1µs, 2µs, 5µs, 10µs
Dynamic range *2	32/30 dB
Event dead zone *3	0.8m
Attenuation dead zone *4	5/5 m (typ)
Applicable fiber	SM (ITU-T G.652)
Optical connector	SC, FC, ASC
Laser class	1M
Display	5.7 inch color LCD (640x480)
Battery operation time *5	6 hours
Interface	USB1.1 TYPE A x 1, TYPE B (mini) x 1
DC power	For AC adapter
Dimensions	217.5(W) x 157(H) x 74(D) mm
Mass	Approx. 1kg (incl. Protector and internal battery)

Factory Installed Options

Loss test option

Power meter type	Standard (/SLT)	High Power (/HLT)
	Wavelength setting	850/1300/1310/1490/1550/1625/1650nm, 800 to 1700nm (1nm steps), or CWDM (1270 to 1610nm, 20nm steps)
Power range	+10 to -70dBm (CW) +7 to -70dBm (CHOP)	+27 to -50dBm (CW) +24 to -50dBm (CHOP) *5
Noise level	0.5nW (-63dBm, 1310nm)	50nW (-43dBm, 1310nm)
Uncertainty under standard conditions **	± 5%	
Readout resolution	0.01	
Level unit	Absolute: dBm, mW, µW, nW Relative: dB	
Modulation mode	CW, CHOP (270Hz/1kHz/2kHz)	
Average function	1, 10, 50, and 100 times	
Wavelength (nm) *8	1310/1550 ± 25	
Light emitting device	LD	
Spectral width (nm) *8,9	<5 / <10	
Optical output level (dBm)	-3 ± 1	
Level stability (dB) *10	± 0.05	
Modulation mode	CW, 270Hz, 1kHz, 2kHz	
Applicable fiber	SM (ITU-T G.652)	
Laser class	1	
Memory and logging function	Measurement data storage: 10 to 1000 data Logging interval: 0.5, 1, 2, 5, or 10 sec.	

Visible light source (VLS) option

Optical connector	2.5φ ferrule type
Optical wavelength and output level	650nm ± 20nm, -3dBm or more (peak)
Modulation mode	CHOP approx. 2Hz
Laser class	3R

Ethernet I/F (LAN) option

Interface	10BASE-T/100BASE-TX
Functions	Ping test, remote control

Model and suffix code

Model	Suffix code	Descriptions
AQ1200A		
Language	-HJ	Japanese/English
	-HE	English
	-HC	Chinese/English
	-HK	Korean/English
	-HR	Russian/English
Power cord	-M	Complied with PSE
	-D	UL/CSA standard
	-F	VDE standard
	-R	AS standard
	-Q	BS, Singapore standard
	-H	GB standard, Complied with CCC
	-P	EK standard (S. Korea)
	-T	BSMI standard
Optical connector	-USC	SC type
	-UFC	FC type
	-ASC	SC/Angled-PC type
Factory installed options	/SLT	Optical Loss Test : Stabilized Light Source & Standard optical power meter (+10 to -70dBm)
	/HLT	Optical Loss Test : Stabilized Light Source & High power optical power meter (+27 to -50dBm)
	/VLS	Visible light source, optical connector: 2.5φ ferrule
	/LAN	Ethernet I/F (10/100BASE-TX), Ping test
	/SB	Shoulder belt

Standard Accessories

Power cord, AC adapter, battery pack, hand belt, user's manual (CD-ROM), operation guide

Accessories (optional)






Model	Suffix code	Descriptions
SU2006A		Soft carrying case
735480	-SCC	Connector adapter (SC)
(For optical power meters)	-FCC	Connector adapter (FC)
735481	-LMC	Ferrule adapter (1.25φ)
SU2005A	-SCC	Universal adapter (SC)
(For OTDR and LS)	-FCC	Universal adapter (FC)
739871	-M	Complied with PSE
	-D	UL/CSA standard
	-F	VDE standard
	-R	AS standard
	-Q	BS, Singapore standard
	-H	GB standard, Complied with CCC
	-P	EK standard (S. Korea)
	-T	BSMI standard
739882		Battery pack (Spare)
B8070CY		Shoulder belt

Recommended video fiber inspection probe • Lightel(Sunrise) : CI-1000 (USB1.1) • Westover(JDSU) : FBP505 (USB1.1)

- *1 Pulse width 1µs
 *2 Pulse width 10µs, Averaging 3minutes, SNR=1, Dynamic range decreases 0.5dB with angled PC connector.
 *3 Pulse width 3ns, ORL ≥55dB, IOR 1.5
 *4 Pulse width 10ns, ORL ≥55dB, IOR 1.5
 *5 Perform measurements in 3 minutes intervals; each measurement lasts for 30sec. exd. options, power save mode
 *6 1300 to 1600nm
 *7 Power level: 100µW(-10dBm); CW, Wavelength: 1310 ± 20nm, Spectral width: 10nm or less (1310nm), ambient temperature: 23 ± 2 °C, Optical fiber: SM(ITU-T G.652), Optical connector: FC/PC, Wavelength setting error: 0.5nm or less, excluding aging (add 1% one year after calibration)
 *8 Ta=23°C ± 2 °C; CW
 *9 RMS (2σ, -20dB)
 *10 A constant temperature within 23°C ± 2 °C; CW(15 min.)

Note. At 23°C ± 2 °C unless otherwise specified.

Optical Test Tools for Installation & Maintenance

Optical Power Meter	LD Source	OLTS	OTDR
AQ2160-01 Simplified functions bring superior cost performance  <ul style="list-style-type: none"> Easy 3-key operation LCD with Backlight 	AQ2160-02 Powerful tools with high performance and durability  <ul style="list-style-type: none"> Wavelength: 750 to 1700nm Data storage for test results (up to 1100 data) 	AQ4270-01 Small and light weight 2-wavelength light source (1310/1550nm)  <ul style="list-style-type: none"> High output level stability Detachable universal adapter for easy cleaning. 	AQ1100 MFT-OLTS Light Source + Optical Power Meter  <p>Light Sources (3 models) SM1310/1550nm SM1310/1550/1625nm MM850/1300nm and SM1310/1550nm</p> <p>Optical Power Meter Selections Standard : +10 to -70dBm High power : +27 to -50dBm PON : 1490/1550nm Parallel measurement (split)</p>
			AQ7275 Superior OTDR for Core, Metro, and Access networks  <ul style="list-style-type: none"> Wide Range of Modules Available (9 models) World-class Short Dead Zone (0.8 m) High Dynamic Range (45dB) Multi-core fiber measurement function to increase work efficiency

YOKOGAWA

YOKOGAWA ELECTRIC CORPORATION
 Measurement Business Headquarters /Phone: (81)-422-52-6768, Fax: (81)-422-52-6624
 E-mail: tm@cs.jp.yokogawa.com

YOKOGAWA CORPORATION OF AMERICA Phone: (1)-770-253-7000, Fax: (1)-770-251-6427
 YOKOGAWA EUROPE B.V. Phone: (31)-88-4641000, Fax: (31)-88-4641111
 YOKOGAWA ENGINEERING ASIA PTE. LTD. Phone: (65)-62419933, Fax: (65)-62412606

Subject to change without notice.
 [Ed : 01/b] Copyright ©2010
 Printed in Japan, 002(KP)